



## Swift Camera Dolly

( SWFT-DL )

### INSTRUCTION MANUAL



For Demonstration only

All rights reserved.

No part of this document may be reproduced, stored in a retrieval system, or transmitted by any form or by any means, electronic, mechanical, photocopying, recording, or otherwise, except as may be expressly permitted by the applicable copyright statutes or in writing by the Publisher.

## INTRODUCTION


Proaim Swift Camera Dolly is solid built video production unit known for its durability and portable way to add fluid action to any footage. Swift wheel Dolly works with most of the standard tripods. It is portable, travel friendly and sturdy. Add this Tripod Dolly to your camera equipment to achieve tracking and panning shots. You will be amazed at the professional results you will get. It's a value in itself.

## IN THE BOX

Please inspect the contents of your shipped package to ensure you have received all that is pictured and listed below. The padded shipping /storage containers has been especially designed to protect your purchase while in transit and is a good place to keep your Proaim Swift Camera Dolly

## CONTENTS OF SHIPPING BOX

- Proaim Swift Dolly with Wheels
- 15" Camera Mounting Post
- 14" Central Support System
- Protective Foam Bag




## ASSEMBLING SWIFT DOLLY SET UP


- Loosen the lock knob from the 27" central section of your dolly.



- Now, arrange the 32" rods of Dolly to give it a triangular shape. Then attach the 27" rod to the wheel set and tighten the knob to secure.



- Attach the 14" rod to the base and tighten the screws to secure it.



- Now, attach 15" camera mounting post as shown in the picture and your Dolly assembly is ready to use.



**YOUR PROAIM SWIFT CAMERA DOLLY DRESSED UP AND GOOD TO GO**



## **WARRANTY**

We offer a one year warranty for our products from the date of purchase.

We will repair or replace your product, free of charge, in the event of a defect in materials or craftsmanship obtained during normal use or handling based on the user manual. Please note that we will not cover any shipping costs for returning the product to us. If any VAT or import duties are applied to the return, we will also charge these costs to the customer.

The warranty does not include, by the way of example, damage caused by products that we do not supply or from mishandling in transit, accident, misuse, neglect, lack of care of the product , or service by anyone other than our company.

We are not liable for incidental or consequential damages resulting from the use of the unit or occurring due to any breach of this warranty.

Replacement parts of the product will be provided at nominal cost (covering the cost price of the replacement parts only) to the customers after the Warranty Period has expired. We will cover the complete cost of sending replacement parts within the warranty period. After that, Nominal cost of the product & Actual shipping cost will be charged.

Do not send the unit to us without first getting a response and getting the approval to send back the item.

In case of any kind of dissatisfaction, we urge you to **Contact us** immediately and we shall do our best to help you out.

For any other assistance you can reach us via email.